

Industrial Aluminum PPC-37 Series

PPC-3710

Intel® Celeron® M/Intel® Atom™ N270 Processor with 10.4" SVGA TFT LCD and Touchscreen



Features

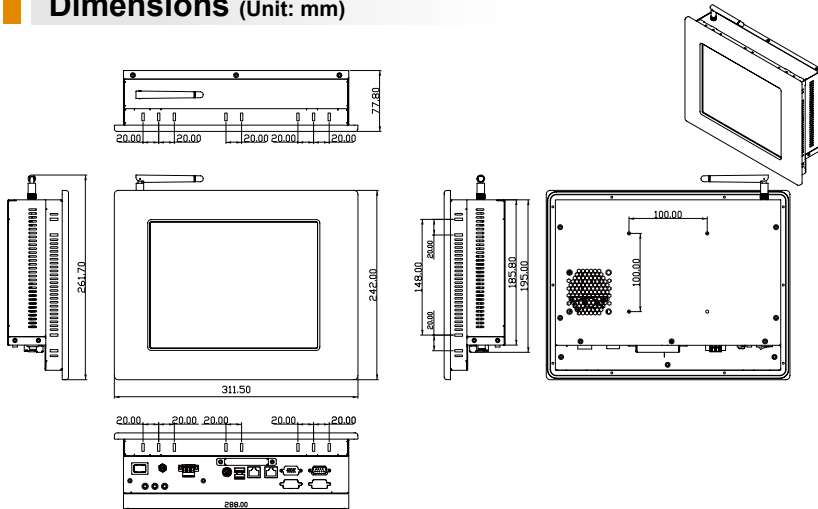
1. 10.4" TFT SVGA LCD
2. Supports 2 GB (max.) 400/533 MHz DDR2 SO-DIMM
3. Dual Ethernet
4. Fanless and ultra-low power consumption
5. Optional 802.11 b/g wireless LAN module
6. One CompactFlash® Type II socket
7. IP 65 compliant aluminum die-casting front panel



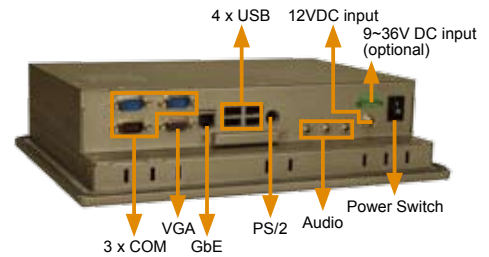
Specifications

		PPC-3710GHS/8522	PPC-3710GHS/9452	PPC-3710A/N270 Fanless
Display	LCD Size	10.4"		
	Max Resolution	800(W) x 600(H)		
	Brightness (cd/m ²)	400		
	Contrast Ratio	500:1		
	LCD Color	262K		
	Pixel Pitch (mm)	0.264(H) x 0.264(V)		
	Viewing Angle (V-H)	100/120		
	Backlight MTBF (hrs)	50,000		
Motherboard	SBC Model	NANO-8522	NANO-9452	NANO-945GSE-N270
	CPU	Socket 479 2.1GHz (max.) Intel® Pentium® M Celeron M with 400 MHz 1 GHz or 600 MHz Intel Celeron zero cache CPU	Socket M Intel Core2 Duo, Core Duo, Core Solo with 667MHz FSB Intel® Celeron® M 533MHz FSB	Intel® Atom™ process N270 1.6GHz CPU
	Chipset	Intel 852GM + ICH4	Intel 945GM + ICH7M	Intel 945GSE + ICH7M
	RAM	Supports one 266/200MHz DDR SO-DIMM (1GB Max.)	Supports one 400/533/667 MHz DDRII SO-DIMM (1GB Max.)	Supports one 533MHz DDRII SO-DIMM (2GB Max.)
I/O Ports and Switches		2 x RS232 COM Port 1 x RS-232/422/485 Port 1 x RJ-45 for LAN Port 4 x USB 2.0 1 x VGA Port 1 x Audio (Line-in, Line-out, MIC-in) 1 x PS/2 (KB/MS) 1 x 12VDC input Power Jack 1 x Power Switch 1 x 9-36VDC input Terminal block (Optional)	2 x RS232 COM Port 1 x RS-232/422/485 Port 2 x RJ-45 for LAN Port 2 x USB 2.0 1 x VGA Port 1 x Audio (Line-in, Line-out, MIC-in) 1 x PS/2 (KB/MS) 1 x 12VDC input Power Jack 1 x Power Switch	2 x RS232 COM Port 1 x RS-232/422/485 Port 2 x RJ-45 for LAN Port 2 x USB 2.0 1 x VGA Port 1 x Audio (Line-in, Line-out, MIC-in) 1 x PS/2 (KB/MS) 1 x 12VDC input Power Jack 1 x Power Switch
Driver Bay	HDD Driver Bay	1 x 2.5" SATA/IDE HDD Bay	1 x 2.5" SATA/IDE HDD bay with anti-shook	1 x 2.5" SATA/IDE HDD bay with anti-shook
	SSD		CF Type II	
Extension Slot		N/A	1 x Wireless Lan 802.11 b/g Module (internal Mini PCIe interface)	
Physical	Construction Front Panel	Aluminum		
	Construction Chasis	Heavy-duty Steel		
	Mounting	Panel, Wall, Rack, Stand and Arm VESA 100mm x 100mm		
	Front Panel Color	Silver (Pantone 8001C)		
	Dimension (WxHxD) (mm)	311.5 x 242 x 77.8		
	Net Gross Weight	3.4 Kg / 5.8 Kg		
Environment	Operation Temperature (°C)	-10°C ~50°C		
	Storage Temperature (°C)	-20°C ~60°C		
	Vibration	5~17Hz, 0.1" double amplitude displacement , 17~640Hz, 1.5G acceleration peak to peak		
	Shoock	10G acceleration part to part (11ms)		
Touch Screen		Resistive Type 5-Wire with RS-232 interface		
Power Supply	AC / DC Power Adapter	For BGA Model - P/N: 63000-FSP0601AD101C746-RS - 60W Power Adapter - Input: 90VAC~264VAC, 50/60Hz - Output: 12VDC For Socket Model - P/N: 63000-FSP0841ADC11118-RS - 84W Power Adapter - Input: 90VAC~264VAC, 50/60Hz - Output: 12VDC	Power Adapter - P/N: 63000-FSP0841ADC11118-RS - 84W Power Adapter - Input: 90VAC~264VAC, 50/60Hz - Output: 12VDC	Power Adapter - P/N: 63000-FSP0601AD101C746-RS - 60W Power Adapter - Input: 90VAC~264VAC, 50/60Hz - Output: 12VDC
Front Panel Protection		IP65 Compliant		
Certificate		Meets CE, FCC		
Ethernet		Intel® 82551ER for 10/100Mbps	2 x PCIe Broadcom BCM5787M GbE chipsets with ASF2.0 remote control support	Dual Realtek RTL8111CP GbE Controllers
Audio		AC' 97 2.3 Realtek ALC 655	AC' 97 2.3 Realtek ALC 883	Support by Audio Kit (AC'97 & HD) 5.1 channel AC' 97 2.3 Realtek ALC 655


Dimensions (Unit: mm)



▼ PPC-3710GHS/8522



▼ PPC-3710A, PPC-3710GHS/9452




The PPC 37 series are equipped with a high speed wireless module that enables larger data transmission in real time. The wireless LAN facilitates applications that require data transmission over large distances, such as in a large warehouse.



Packing List

Description	Part Number	Amount
CD-ROM Installation Kit	19B00-000032-RS	1
Power Cord	32000-000002-RS	1
PS/2 Cable	32000-000138-RS	1
Jumper Pack	33100-000033-RS	1
Power Adapter (For GS Model Only)	63000-FSP0601AD101C746-RS - 60W 63000-FSP0841ADC11118-RS - 84W	1
Screw Kit	19600-000205-RS	1
HDD IDE Cable	32000-076800-RS (PPC-3710GHS/8522)	1
Panel Mounting Kit	PK-104M (PPC-3710GHS/8522)	1
Wall Mounting Kit	WK-190MS-R10	1
User Manual & Driver CD		1
Touch Screen Driver CD / Touch Pen (For T-R model only)		1

IQ Mount Supporting List



Options

Panel Mounting Kit	PK-104M
Wall Mounting Kit	WK-190MS-R10
Rack mount kits	RK-104MS-R10
LCD Monitor Arm	ARM-11-RS
LCD Monitor Stand	STAND-100-RS

Ordering Information

Intel® 852GM Platform	PPC-3710GHMS/8522-1GZ/T-R/512MB-R11	10.4" 400 cd/m ² SVGA TFT Panel PC with NANO-8522,CPU Celeron® M 1.0GHz zero cache,Silver Color,512MB DDR RAM,9~36V DC Input and Touch Screen,RoHS
	PPC-3710GHS/8522-1GZ/T-R/512MB-R11	10.4" 400 cd/m ² SVGA TFT Panel PC with NANO-8522,CPU Celeron® M 1.0GHz zero cache,Silver Color,512MB DDR RAM and Touch Screen,RoHS
	PPC-3710GHMS/8522-CM370/T-R/512MB-R11	10.4" 400 cd/m ² SVGA TFT Panel PC with NANO-8522,CPU Celeron® M 1.5GHz,Silver Color,512MB DDR RAM,9~36V DC Input and Touch Screen,RoHS
	PPC-3710GHS/8522-CM370/T-R/512MB-R11	10.4" 400 cd/m ² SVGA TFT Panel PC with NANO-8522,CPU Celeron® M 1.5GHz,Silver Color,512MB DDR RAM and Touch Screen,RoHS
Intel® 945GM Platform	PPC-3710GHS/NANO-9452-CM440/T-R/1GB	10.4" 400 cd/m ² SVGA TFT Panel PC with NANO-9452,1.86 GHz Intel® Celeron® M CPU,Silver color and Touch screen,w/ 1GB DDR2 RAM,RoHS
	PPC-3710GHS/NANO-9452-CM440/WT-R/1GB	10.4" 400 cd/m ² SVGA TFT Panel PC with NANO-9452,1.86 GHz Intel® Celeron® M CPU,Silver color and Touch screen,802.11b/g,w/ 1GB DDR2 RAM,RoHS
	PPC-3710GHS/NANO-9452-T2300E/T-R/1GB	10.4" 400 cd/m ² ; SVGA TFT Panel PC with NANO-9452,1.66 GHz Intel® Celeron® M CPU,Silver color and Touch screen,w/ 1GB DDR2 RAM,RoHS
	PPC-3710GHS/NANO-9452-T2300E/WT-R/1GB	10.4" 400 cd/m ² ; SVGA TFT Panel PC with NANO-9452,1.66 GHz Intel® Celeron® M CPU,Silver color and Touch screen,802.11b/g,w/ 1GB DDR2 RAM,RoHS
Intel® Atom™ Platform	PPC-3710A/NANO-N270/T-R/1GB-R10	10.4" 400 cd/m ² SVGA Panel PC with Intel® Atom™ N270 1.6GHz/ 512KB L2 cache processor,1GB DDR2 RAM and touch screen,12VDC input
	PPC-3710A/NANO-N270/WT-R/1GB-R10	10.4" 400 cd/m ² SVGA Panel PC with Intel® Atom™ N270 1.6GHz/ 512KB L2 cache processor,1GB DDR2 RAM and touch screen,built-in 802.11 b/g wireless with one PCIe mini expansion slot,12VDC input